

**Silicon PNP Power Transistor**

**2SB1095**

**DESCRIPTION**


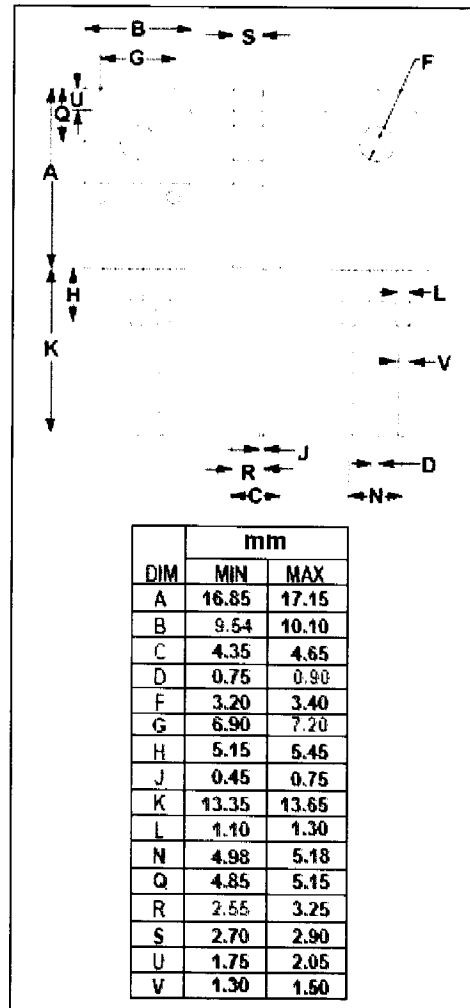
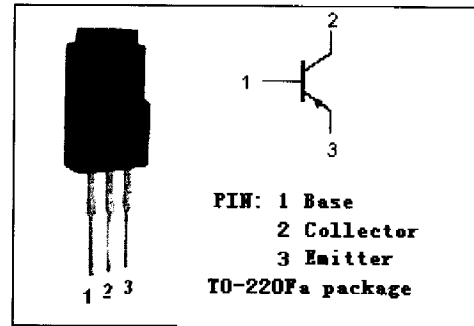
- High Collector Current:  $I_C = -4A$
- Low Collector Saturation Voltage  
 $V_{CE(sat)} = -1.5V(\text{Max}) @ I_C = -3A$
- Complement to Type 2SD1586

**APPLICATIONS**

- Designed for power supplies or a variety of drives in audio and other equipment.

**ABSOLUTE MAXIMUM RATINGS ( $T_a = 25^\circ\text{C}$ )**

SYMBOL	PARAMETER	VALUE	UNIT
$V_{CBO}$	Collector-Base Voltage	-100	V
$V_{CEO}$	Collector-Emitter Voltage	-100	V
$V_{EBO}$	Emitter-Base Voltage	-7	V
$I_C$	Collector Current-Continuous	-4	A
$I_B$	Base Current-Continuous	-0.8	A
$P_C$	Total Power Dissipation @ $T_a = 25^\circ\text{C}$	2	W
	Total Power Dissipation @ $T_C = 25^\circ\text{C}$	20	
$T_J$	Junction Temperature	150	$^\circ\text{C}$
$T_{stg}$	Storage Temperature Range	-55~150	$^\circ\text{C}$



NJ Semi-Conductors reserves the right to change test conditions, parameter limits and package dimensions without notice. Information furnished by NJ Semi-Conductors is believed to be both accurate and reliable at the time of going to press. However, NJ Semi-Conductors assumes no responsibility for any errors or omissions discovered in its use. NJ Semi-Conductors encourages customers to verify that datasheets are current before placing orders.

# Silicon PNP Power Transistor

# 2SB1095

## ELECTRICAL CHARACTERISTICS

$T_C=25^\circ\text{C}$  unless otherwise specified

SYMBOL	PARAMETER	CONDITIONS	MIN	TYP.	MAX	UNIT
$V_{CE(sat)}$	Collector-Emitter Saturation Voltage	$I_C = -3A; I_B = -0.3A$			-1.5	V
$V_{BE(sat)}$	Base-Emitter Saturation Voltage	$I_C = -3A; I_B = -0.3A$			-2.0	V
$I_{CBO}$	Collector Cutoff Current	$V_{CB} = -100V; I_E = 0$			-10	$\mu\text{A}$
$I_{EBO}$	Emitter Cutoff Current	$V_{EB} = -7V; I_C = 0$			-10	$\mu\text{A}$
$h_{FE-1}$	DC Current Gain	$I_C = -50mA; V_{CE} = -5V$	20			
$h_{FE-2}$	DC Current Gain	$I_C = -0.5A; V_{CE} = -5V$	40		200	
$f_T$	Current-Gain—Bandwidth Product	$I_C = -0.1A; V_{CE} = -5V$		20		MHz

### ◆ $h_{FE-2}$ Classifications

M	L	K
40-80	60-120	100-200