

**Silicon NPN Power Transistor**

**2SC4468**

**DESCRIPTION**



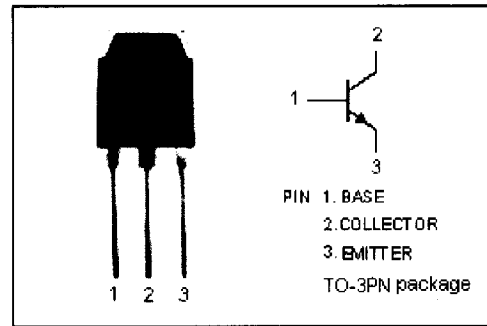
- High Collector-Emitter Breakdown Voltage-  
 $V_{(BR)CEO} = 140V(\text{Min})$
- Good Linearity of  $h_{FE}$
- Complement to Type 2SA1695

**APPLICATIONS**

- Designed for audio and general purpose applications

**ABSOLUTE MAXIMUM RATINGS( $T_a=25^\circ\text{C}$ )**

SYMBOL	PARAMETER	VALUE	UNIT
$V_{CBO}$	Collector-Base Voltage	200	V
$V_{CEO}$	Collector-Emitter Voltage	140	V
$V_{EBO}$	Emitter-Base Voltage	6	V
$I_C$	Collector Current-Continuous	10	A
$I_B$	Base Current-Continuous	4	A
$P_C$	Collector Power Dissipation @ $T_c=25^\circ\text{C}$	100	W
$T_J$	Junction Temperature	150	$^\circ\text{C}$
$T_{stg}$	Storage Temperature Range	-55~150	$^\circ\text{C}$



NJ Semi-Conductors reserves the right to change test conditions, parameter limits and package dimensions without notice. Information furnished by NJ Semi-Conductors is believed to be both accurate and reliable at the time of going to press. However, NJ Semi-Conductors assumes no responsibility for any errors or omissions discovered in its use. NJ Semi-Conductors encourages customers to verify that datasheets are current before placing orders.

# Silicon NPN Power Transistor

# 2SC4468

## ELECTRICAL CHARACTERISTICS

$T_C=25^\circ\text{C}$  unless otherwise specified

SYMBOL	PARAMETER	CONDITIONS	MIN	TYP.	MAX	UNIT
$V_{(BR)CEO}$	Collector-Emitter Breakdown Voltage	$I_C=50\text{mA}; I_B=0$	140			V
$V_{CE(sat)}$	Collector-Emitter Saturation Voltage	$I_C=5\text{A}; I_B=0.5\text{A}$			0.5	V
$I_{CBO}$	Collector Cutoff Current	$V_{CB}=200\text{V}; I_E=0$			10	$\mu\text{A}$
$I_{EBO}$	Emitter Cutoff Current	$V_{EB}=6\text{V}; I_C=0$			10	$\mu\text{A}$
$h_{FE}$	DC Current Gain	$I_C=3\text{A}; V_{CE}=4\text{V}$	50		180	
$C_{OB}$	Output Capacitance	$I_E=0; V_{CB}=10\text{V}; f=1.0\text{MHz}$		250		pF
$f_T$	Current-Gain—Bandwidth Product	$I_E=-0.5\text{A}; V_{CE}=12\text{V}$		20		MHz

### Switching Times

$t_{on}$	Turn-on Time	$I_C=5\text{A}, R_L=12\Omega,$ $I_{B1}=-I_{B2}=0.5\text{A}, V_{CC}=60\text{V}$		0.24		$\mu\text{s}$
$t_{stg}$	Storage Time			4.32		$\mu\text{s}$
$t_f$	Fall Time			0.4		$\mu\text{s}$

### ◆ $h_{FE}$ Classifications

O	P	Y
50-100	70-140	90-180