

Silicon NPN Power Transistor

2SC4546

DESCRIPTION



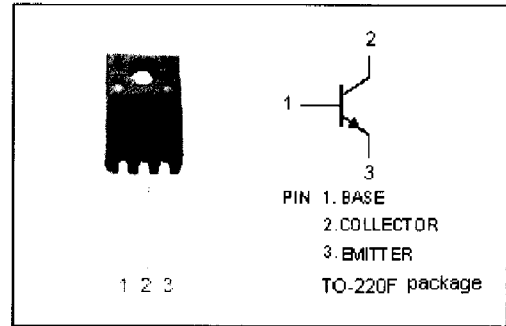
- Collector-Emitter Breakdown Voltage-
 : $V_{(BR)CEO} = 400V(\text{Min})$
- High Switching Speed

APPLICATIONS

- Designed for switching regulator, lighting inverter and general purpose applications.

ABSOLUTE MAXIMUM RATINGS($T_a=25^\circ\text{C}$)

SYMBOL	PARAMETER	VALUE	UNIT
V_{CBO}	Collector-Base Voltage	600	V
V_{CEO}	Collector-Emitter Voltage	400	V
V_{EBO}	Emitter-Base Voltage	7	V
I_C	Collector Current-Continuous	7	A
I_{CM}	Collector Current-Peak	14	A
I_B	Base Current-Continuous	2	A
P_C	Collector Power Dissipation @ $T_c=25^\circ\text{C}$	30	W
T_J	Junction Temperature	150	$^\circ\text{C}$
T_{stg}	Storage Temperature	-55~150	$^\circ\text{C}$



NJ Semi-Conductors reserves the right to change test conditions, parameter limits and package dimensions without notice. Information furnished by NJ Semi-Conductors is believed to be both accurate and reliable at the time of going to press. However, NJ Semi-Conductors assumes no responsibility for any errors or omissions discovered in its use. NJ Semi-Conductors encourages customers to verify that datasheets are current before placing orders.

Silicon NPN Power Transistor

2SC4546

ELECTRICAL CHARACTERISTICS

T_j=25°C unless otherwise specified

SYMBOL	PARAMETER	CONDITIONS	MIN	TYP.	MAX	UNIT
V _{(BR)CEO}	Collector-Emitter Breakdown Voltage	I _C = 25mA; I _B = 0	400			V
V _{CE(sat)}	Collector-Emitter Saturation Voltage	I _C = 3A; I _B = 0.6A			0.7	V
V _{BE(sat)}	Base-Emitter Saturation Voltage	I _C = 3A; I _B = 0.6A			1.3	V
I _{CBO}	Collector Cutoff Current	V _{CB} = 600V; I _E = 0			100	μ A
I _{EBO}	Emitter Cutoff Current	V _{EB} = 7V; I _C = 0			100	μ A
h _{FE}	DC Current Gain	I _C = 3A; V _{CE} = 4V	10		25	
C _{OB}	Output Capacitance	I _E = 0; V _{CB} = 10V; f = 1MHz		55		pF
f _T	Current-Gain—Bandwidth Product	I _E = -0.5A; V _{CE} = 12V		10		MHz

Switching Times

t _{on}	Turn-On Time	I _C = 3A; I _{B1} = 0.6A; I _{B2} = -1.2A; V _{CC} = 200V; R _L = 67 Ω			0.5	μ s
t _{stg}	Storage Time				2.0	μ s
t _f	Fall Time				0.15	μ s