

Silicon NPN Power Transistor

2SC4770

DESCRIPTION



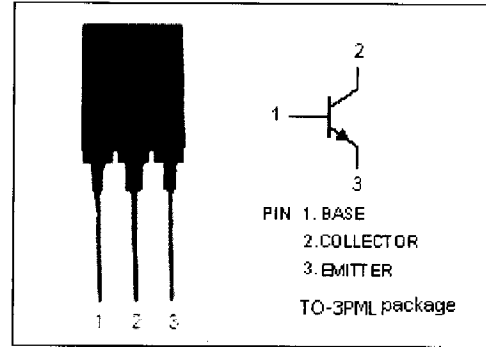
- High Breakdown Voltage-
 : $V_{(BR)CBO} = 1500V(\text{Min})$
- High Switching Speed
- High Reliability

APPLICATIONS

- Ultrahigh-definition color display horizontal deflection output applications

ABSOLUTE MAXIMUM RATINGS($T_a=25^\circ\text{C}$)

SYMBOL	PARAMETER	VALUE	UNIT
V_{CBO}	Collector-Base Voltage	1500	V
V_{CEO}	Collector-Emitter Voltage	800	V
V_{EBO}	Emitter-Base Voltage	6	V
I_C	Collector Current-Continuous	7	A
I_{CP}	Collector Current-Peak	16	A
P_C	Collector Power Dissipation @ $T_a=25^\circ\text{C}$	3.0	W
	Collector Power Dissipation @ $T_c=25^\circ\text{C}$	60	
T_J	Junction Temperature	150	$^\circ\text{C}$
T_{stg}	Storage Temperature Range	-55~150	$^\circ\text{C}$



NJ Semi-Conductors reserves the right to change test conditions, parameter limits and package dimensions without notice. Information furnished by NJ Semi-Conductors is believed to be both accurate and reliable at the time of going to press. However, NJ Semi-Conductors assumes no responsibility for any errors or omissions discovered in its use. NJ Semi-Conductors encourages customers to verify that datasheets are current before placing orders.

Silicon NPN Power Transistor

2SC4770

ELECTRICAL CHARACTERISTICS

$T_c=25^\circ\text{C}$ unless otherwise specified

SYMBOL	PARAMETER	CONDITIONS	MIN	TYP.	MAX	UNIT
$V_{CEO(SUS)}$	Collector-Emitter Sustaining Voltage	$I_C = 0.1\text{A}; I_B = 0$	800			V
$V_{CE(sat)}$	Collector-Emitter Saturation Voltage	$I_C = 5\text{A}; I_B = 1.7\text{A}$			5.0	V
$V_{BE(sat)}$	Base-Emitter Saturation Voltage	$I_C = 5\text{A}; I_B = 1.7\text{A}$			1.5	V
I_{CBO}	Collector Cutoff Current	$V_{CB} = 800\text{V}; I_E = 0$			10	μA
I_{CES}	Collector Cutoff Current	$V_{CE} = 1500\text{V}; R_{BE} = 0$			1.0	mA
I_{EBO}	Emitter Cutoff Current	$V_{EB} = 4\text{V}; I_C = 0$			1.0	mA
h_{FE-1}	DC current gain	$I_C = 1\text{A}; V_{CE} = 5\text{V}$	8			
h_{FE-2}	DC current gain	$I_C = 5\text{A}; V_{CE} = 5\text{V}$	3		8	

Switching times

t_{stg}	Storage Time	$I_C = 4\text{A}; I_{B1} = 0.8\text{A}; I_{B2} = -1.6\text{A}$ $R_L = 50\Omega; V_{CC} = 200\text{V}$			3.0	μs
t_f	Fall Time				0.2	μs

◆ h_{FE-2} Classifications

1	2	3
3-5	4-6	5-8